



## THE SUMMIT ENTERPRISE

*Inracks Flagship Console Furniture*

*All the Performance at a Fraction of the Cost*



The **Summit Enterprise** is the Inracks Flagship Console Furniture product incorporating features normally found in much more expensive Command Center furniture for Network Operations Centers and Control Rooms

## SUMMIT ENTERPRISE



## FEATURES

*Our Full-Featured Command Consoles Include the Following:*

- Heavy duty frame construction with 1000 Lb rating
- 10" slatwall for mounting LCD Monitors and accessories
- Easy access sliding/lift-off doors (front and rear) provide full access to equipment shelf located out of sight
- High impact, durable urethane edging on worksurface
- Advanced cable management comprising heavy duty wire basket beneath worksurface access panels

*All the Performance at a Fraction of the Cost*

## THE BIG PICTURE

Task light provides low power, high intensity illumination

Monitor arms affix to slatwall and provide mounting points for flat screen monitors

Perforated cap supports console heat dissipation

2-Tier

1-Tier

Anodized aluminum slatwall

Grommets provide power and data connections on the worksurface

Removeable access panels with brush gasket edging

Wire cable trough to hide and manage cables

Easy lift off doors (Front and Rear)

Heavy duty steel shelving to store servers/misc electronics



## Call for Specifications and Details



## CUSTOM LOOK AND FEEL



## FEATURES

The Summit Enterprise has a high pressure laminate finish and offers matching millwork accessories to match your selected color scheme. The result is an "Enterprise" solution and appearance with a pre-engineered price tag.

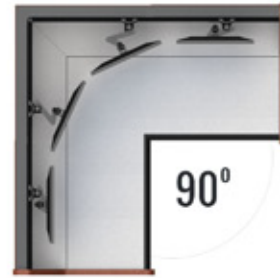
*All the Performance at a Fraction of the Cost*

## STANDARD PRODUCT AND OPTIONS

The Enterprise Console Family includes the following Standard Modules:




24", 36", 48", 60" and 72"  
Consoles with a 10" Slatwall



90°

### CORNER UNITS




45°




22.5°

## AFFORDABLE ACCESSORIES



Task Light



Power Strip



Power/Data Grommet

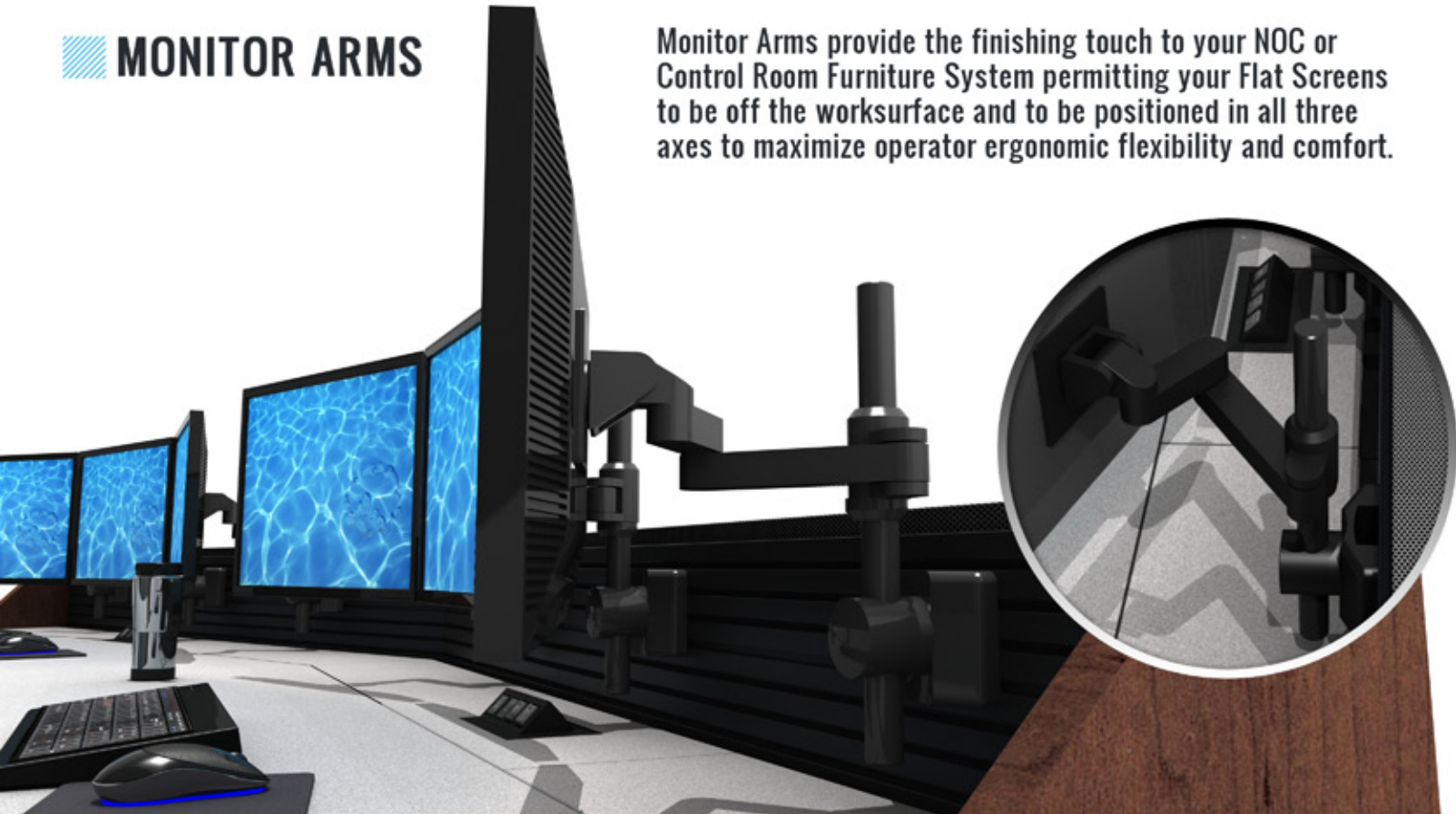
## Intensive Use Task Chairs

- Multi-shift 24 Hour task Chairs
- Up to 400LB Capacity



## MONITOR ARMS

Monitor Arms provide the finishing touch to your NOC or Control Room Furniture System permitting your Flat Screens to be off the worksurface and to be positioned in all three axes to maximize operator ergonomic flexibility and comfort.



## Options

MOUNT 1 FLAT PANEL



MOUNT 4 FLAT PANELS



MOUNT 2 FLAT PANELS



MOUNT 2 LARGE FLAT PANELS *SIDE BY SIDE*



MOUNT 2 FLAT PANELS *SIDE BY SIDE*